



Samuel Cody



History

Welcome back !

Thank you to those of you who joined us for our book look and the year 2 art showcase. We hope that the report cards gave you an insight into how your child is progressing .

This term is an important one, where we will revisit and embed key skills as well as learning new information.

Please support your child at home by reading every day. This could be their reading book, school library book or a book from home. The more exposure to different texts, the better!

**Thank you for your ongoing support
The Year 2 team.**



This term in History, we will be learning about the significance to our local history by studying Samuel Cody.

This will incorporate a trip to the FAST museum by the airport. To deepen our understanding of local history and explore the Harmony principle of diversity and interdependence our big question will revolve around how important Samuel Cody and his inventions helped shape early flight

If you have any resources that would be useful to our learning , please contact your class teacher. Also if you are able to help with walking to the museum, please contact us .

English

Our texts this term have space as a theme.
As part of each unit, we encourage the children to develop their vocabulary as well as good sentence structure .



History vocabulary

Flight :-the movement of an object or creature through the air or space without touching the ground.

Aircraft : a mode of transport that can fly .

Chronological : putting events in the order they happened, from earliest to latest.

Aviation:- the exciting science and practice of flying, designing, building, and using aircraft that are heavier than air, such as airplanes, helicopters, and drones.

Maths

In Maths we will be learning about division and multiplication . We will concentrate on 2s,5s and 10s.



Spellings

These words are quite tricky.
Please practice them at home .

Samuel Cody

Aviation

Really

Flight



Website

Please check out our website and in particular the school news section. This showcases the learning we have been doing and links to activities for different subjects

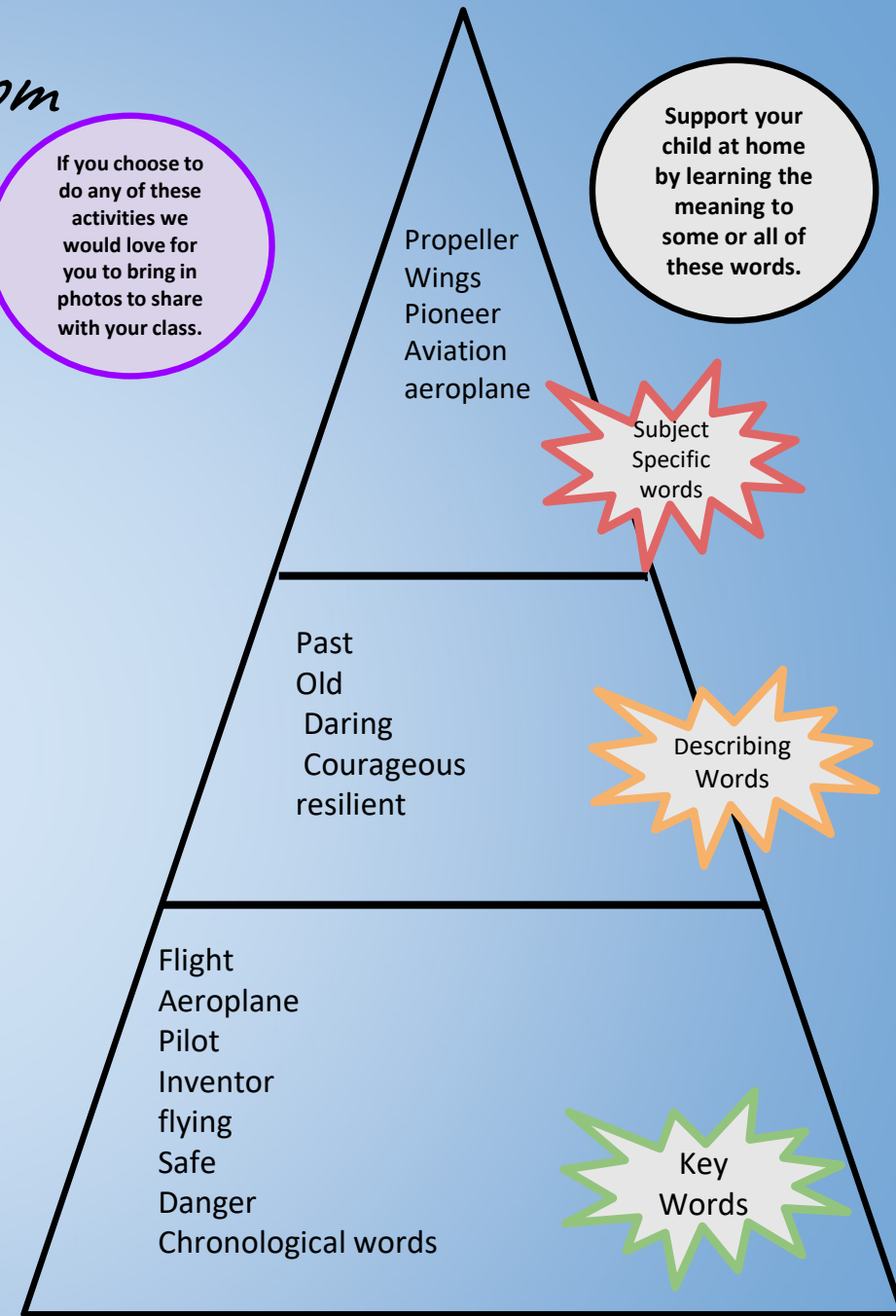
<https://www.southfarnborough-inf.hants.sch.uk/school-news>

Optional Learning Beyond the Classroom


<p>Creative Activities</p>	<ul style="list-style-type: none"> • Junk model aeroplane • Paper helicopter • Straw rocket • Paper fish <p>Here is the link for these activities https://www.youtube.com/watch?v=oEwRw4OWhU0</p>
<p>Things to do</p>	<ul style="list-style-type: none"> • Visit the FAST science museum in Farnborough https://airsciences.org.uk/about-fast/ • Aldershot military museum https://www.hampshireculture.org.uk/aldershot-military-museum • Plane spotting at Farnborough airport • Visit the Army flying museum, Stockbridge https://armyflying.com/
<p>Research</p>	<ul style="list-style-type: none"> • Visit the library and find some non fiction books about flying. <p>Research flying on this website https://www.discovery-space-foundation.airbus.com/en/discover/science-of-flight</p>

If you choose to do any of these activities we would love for you to bring in photos to share with your class.

Support your child at home by learning the meaning to some or all of these words.




Words to help with my learning



World Book Day 2026

Thursday 5th March



We are excited to celebrate World Book Day with our theme “Read Your Way”. This year, we are encouraging children to enjoy stories in any form they love. This could be; traditional books, comics, magazines, audiobooks, or graphic novels. All reading counts!

To mark the occasion, children are invited to come to school dressed as a character from their favourite story.

As part of this activity, we will also be encouraging children to explore and use rich, ambitious vocabulary— adjectives they might not use in their everyday conversations. This is a wonderful way to deepen their language skills and help them describe characters with more precision and creativity. Therefore, along with their costume, we ask each child to choose an adjective that describes their chosen character. This word should be displayed somewhere on their outfit in the form of a badge. For example, a superhero might choose brave, or a fairy-tale character might choose kind or curious.

We look forward to celebrating the joy of reading together and seeing all the wonderful costumes and descriptive words the children choose

Please join us in school at **2.30pm** on **Thursday 5th March** to read and share stories with your child in school.

